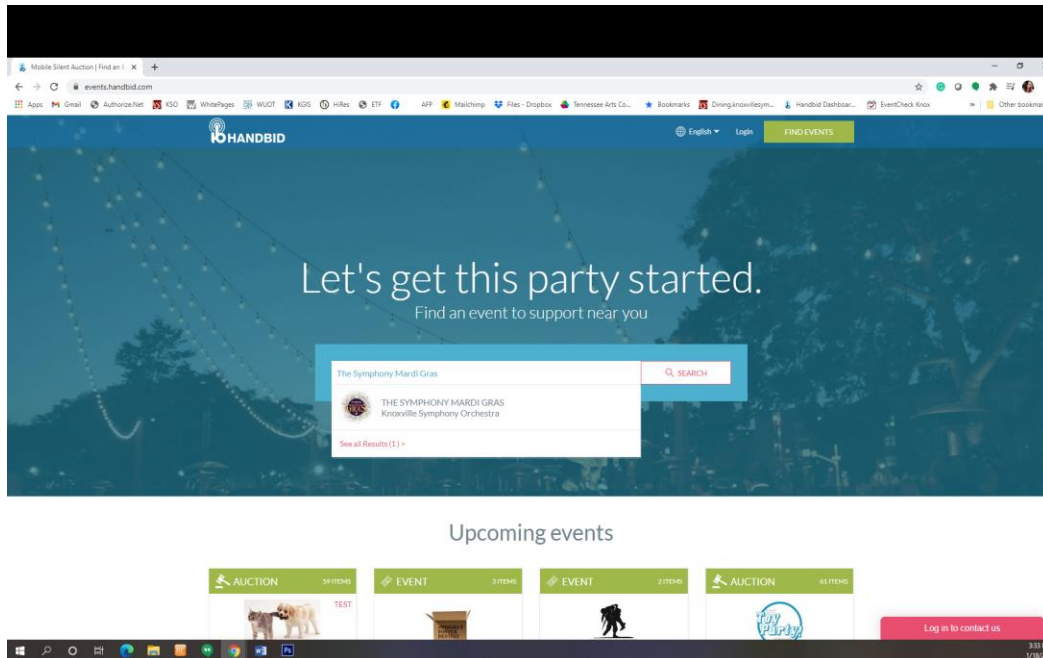
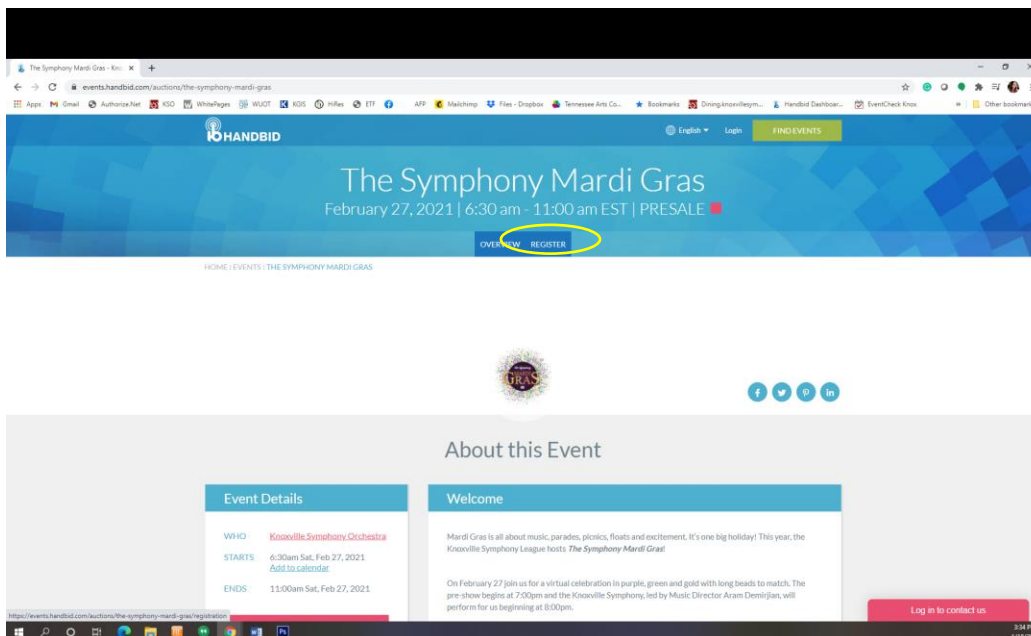


On the Handbid Website

1. Go to the FIND MY AUCTIONS webpage (<https://events.handbid.com/>) and search for your auction

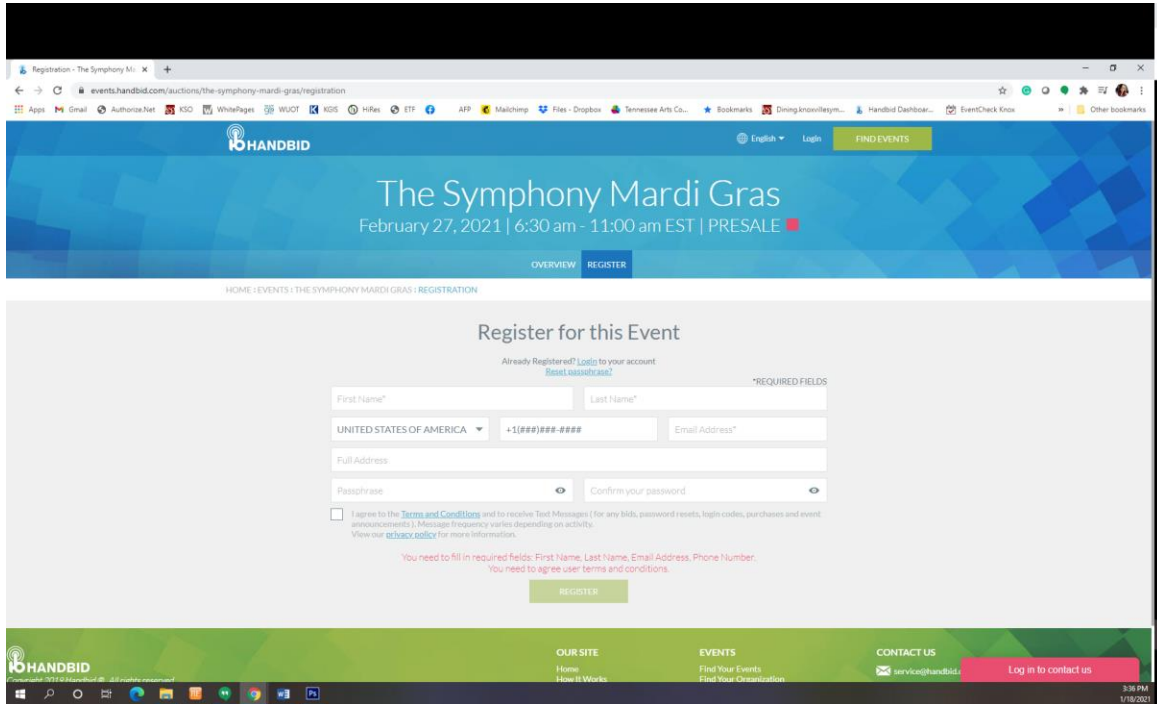


2. Click the **REGISTER** button.

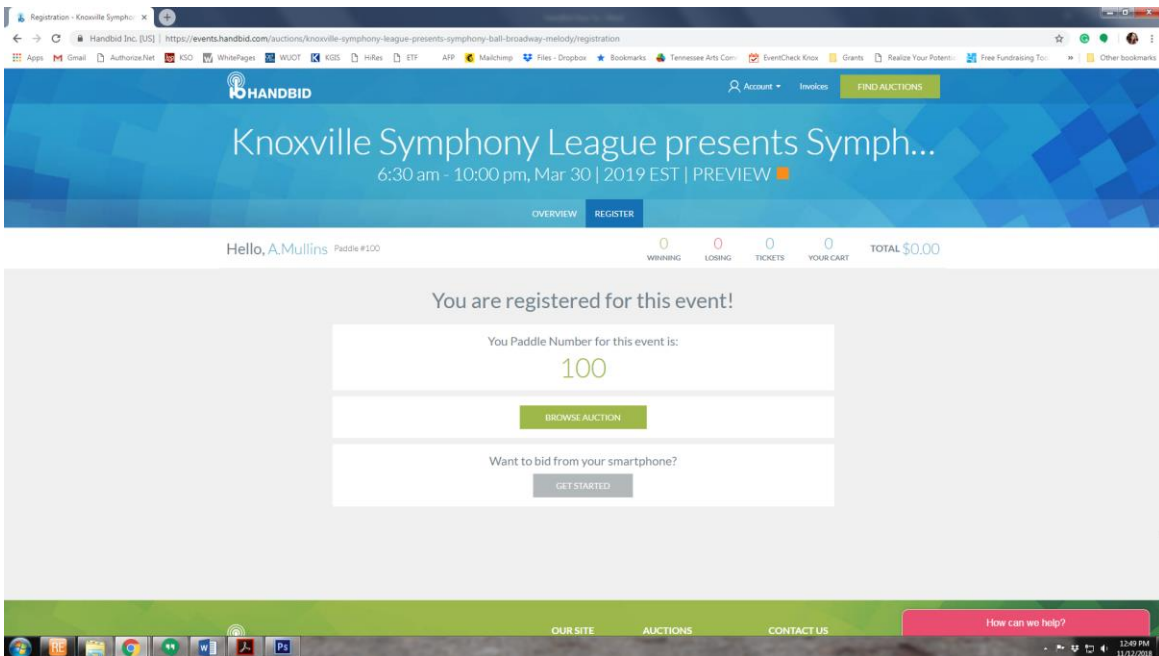


- 3.

4. Select the **CLICK HERE** to get started link at the top of the LOGIN screen. You will be prompted to enter the following information: first and last name, email address, password, cell number. (If you already have a HandBid account click Login)




5. You will be issued a paddle number.



- You will be given the options to bid from your smart phone or the website.
- If you want to bid from your smartphone, you will receive a text message with your Handbid PIN code and a link to login to the app. (NOTE: You must download the Handbid app before this link will work)

On the Mobile App

- Download the HandBid app from the App Store or Google Play Store (**NOTE: THIS APP IS ALWAYS FREE**)



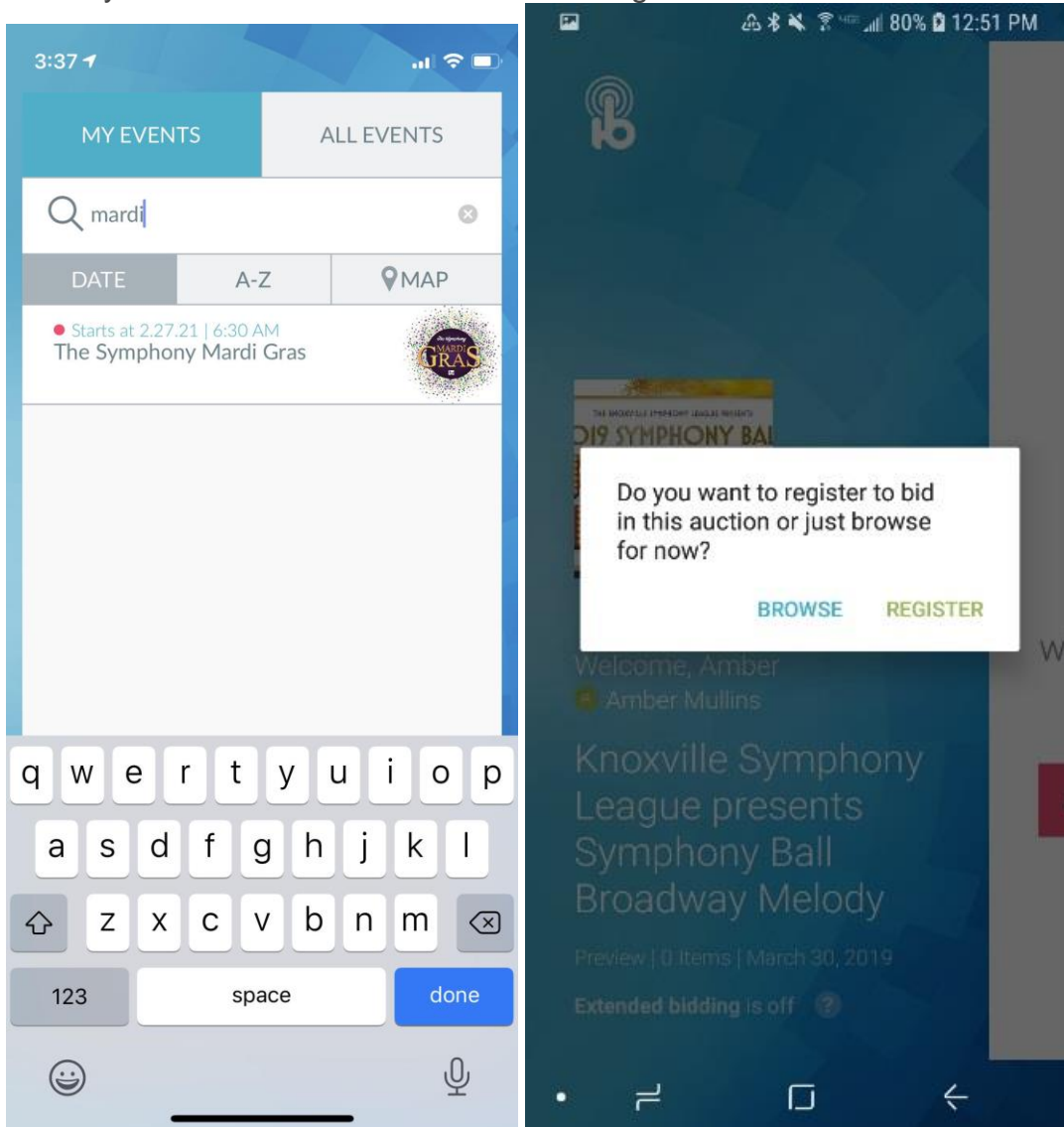
2. Enter your First Name, Last Name, Email, and Cell Phone Number. Click **NEXT**. (Note: The cell phone number entered above must be allowed to receive text messages)

The image displays two screenshots of the HANDBID mobile application. The left screenshot shows the app's landing page with the HANDBID logo and the text "Fun & Easy. Bid with one hand and grab an appetizer with the other." A red "GET STARTED" button is circled in white. Below the button, there is a green checkmark icon and the text "By Submitting the code, you agree to the User terms & conditions." The right screenshot shows the registration form titled "Let's get started." It contains input fields for "First Name", "Last Name", "Email", and "Cell Phone Number". A dropdown menu for "United States (+1)" is visible. A pink "NEXT" button is located below the form, and a toggle switch for "Use production server" is at the bottom.

3. You will receive a text message to the cell phone number entered on the first screen. This text will contain a 5 digit pin code.



4. Enter the five digit pin code and Handbid will log you into the app.
5. Select your auction from the list and click Register



6. Slide to the left until you are on the dashboard screen. Once items are available for bidding you search through them and bid.



If you still have questions contact Amber Mullins at amullins@knoxvillesymphony.com or 865-521-2319