



## Audition Information 2023-2024

Youth Orchestra Auditions will consist of the following:

Orchestra excerpts (provided by KSYO).

Percussionists must audition on ALL instruments represented in the excerpts.

### Sticks

All percussionists are expected to bring their own sticks to the audition.

### Audition Preparation

**LESSONS.** Seek lessons from your private teacher, or from your band director. They can give you valuable advice on how to successfully prepare for your audition.

**Listen to at least three different recordings of your audition repertoire (if available).**

Listening to recordings is an important step in preparation for an audition (the *more* recordings, the better). Also, it is helpful to PLAY a recording while you practice!

**Tempo.** Perform at the tempo indicated. If a tempo is not indicated, get a general sense of tempo from recordings, and from your private lesson instructor.

**Practice slowly**, with a metronome. After several slow passes through the excerpts, start to play faster: 1/2 tempo, 3/4 tempo, then full tempo. Practice at speeds slower and faster than the tempi indicated.

**Intonation.** Keep listening, carefully, to intonation while practicing timpani.

**Musicianship.** Be careful to observe accents, dynamics, accidentals, written instructions and other musical aspects notated on the music. Knowledge of additional performance practices and traditions are important as well. Pay attention to all details in the music. Read the music carefully and don't take anything for granted. Play musically once technique is established.

# TIMPANI

4

M. Peters

## March

March Tempo ♩ = 120  
B - E


5


13

21


*f* *mp* *mf* *f* *p* *f*

# SNARE

of a roll unless an accent is indicated (especially ).

 = 84-96

G. Whaley



Handwritten musical score for Snare drum, 3/4 time. The score consists of 10 staves. The key signature has one sharp (F#). The tempo is marked as 84-96 BPM. The score includes various rhythmic patterns, including triplets (marked with '3'), and dynamic markings: *f* (forte), *mp* (mezzo-piano), *pp* (pianissimo), *cresc.* (crescendo), *mf* (mezzo-forte), and *p* (piano). The score is written in a style that suggests it is a personal or working manuscript.

# Tambourine

$\text{♩} = 120-180+ \text{ (fist/knee)}$

[D]  $\text{4/4}$

*mf, f, ff*

$\text{♩} = 60-132 \text{ (up, one hand)}$

[G]  $\text{4/4}$

*pp, p, mp, mf*

$\text{♩} = 80-132 \text{ (shake or finger roll)}$

[K]  $\text{4/4}$

*pp, p, mp, mf, f, ff*

Finger roll →

Shake Roll →

# CYMBALS

## EXCERPT #1

(tempo approx. ♩=144)

**Tchaikovsky:** *Romeo and Juliet* (2 before O–12 after O; top line only)

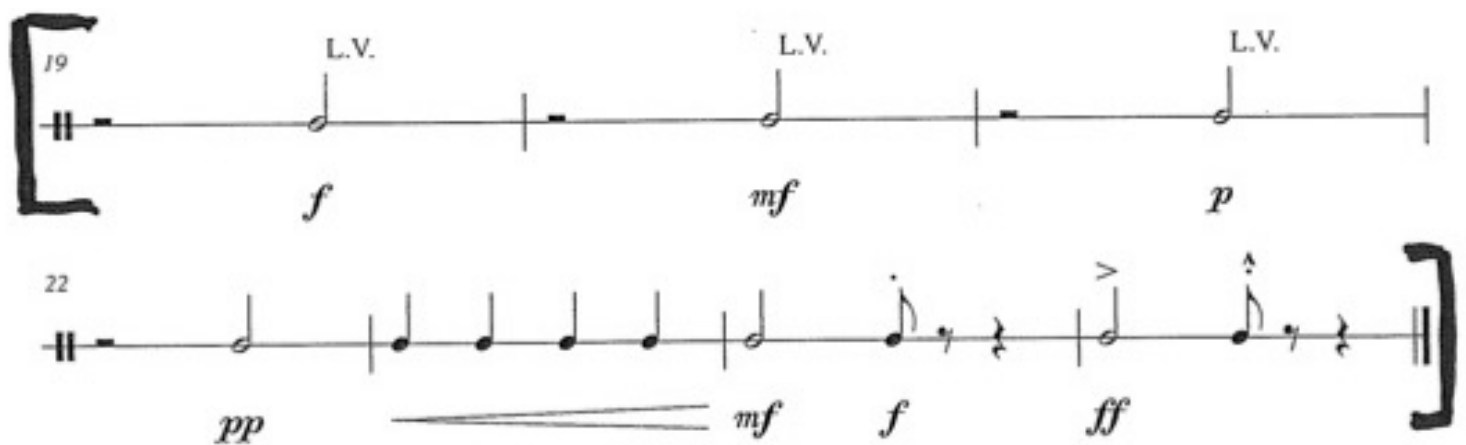


## EXCERPT #2

I.  
(for Cynthia)

Keith Aleo

♩=90



## Xylophone VII

Allegro

This musical score is for a xylophone part, labeled 'Xylophone VII'. It is in the key of D major (indicated by two sharps) and 2/4 time. The tempo is marked 'Allegro'. The score consists of 12 staves of music. The notation includes various rhythmic values (quarter, eighth, and sixteenth notes) and rests. Below the notes, there are letters 'L' and 'R' indicating the left and right hands of the player. The score is enclosed in a large bracket on the left side. The music features a variety of melodic lines and rhythmic patterns, including some complex passages with beamed notes and rests.